

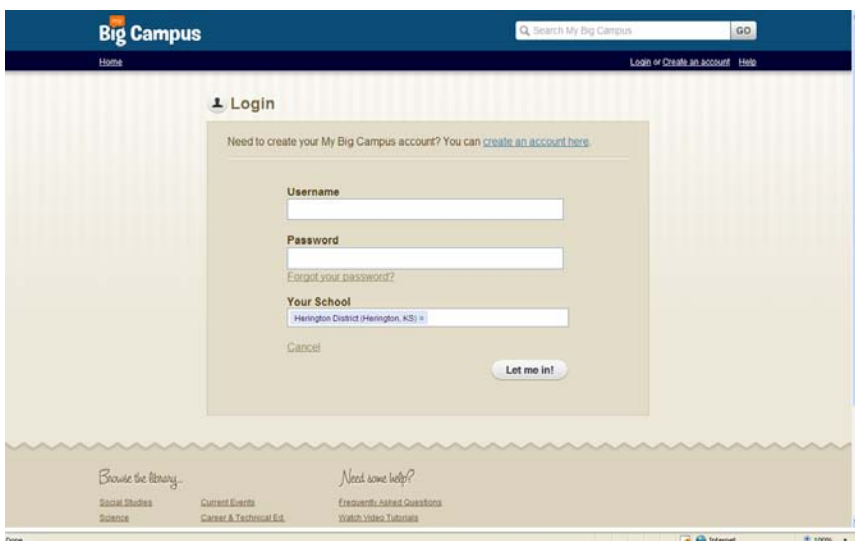
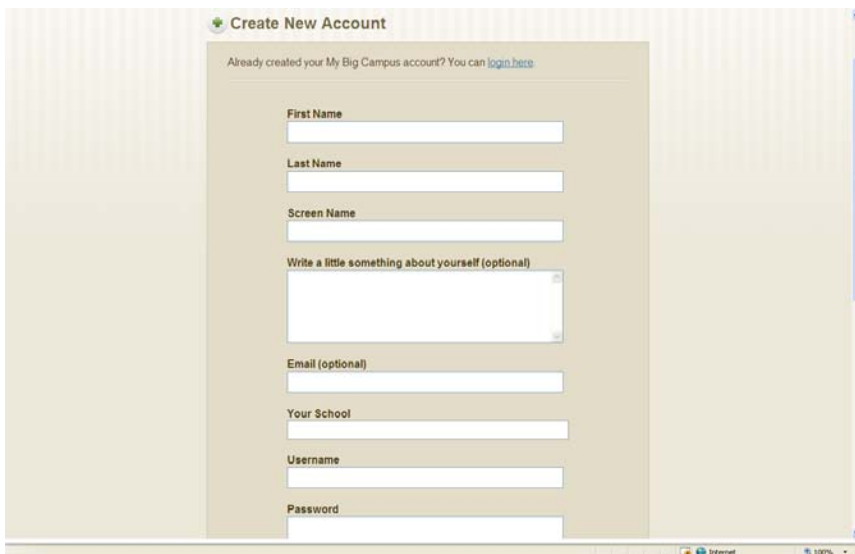
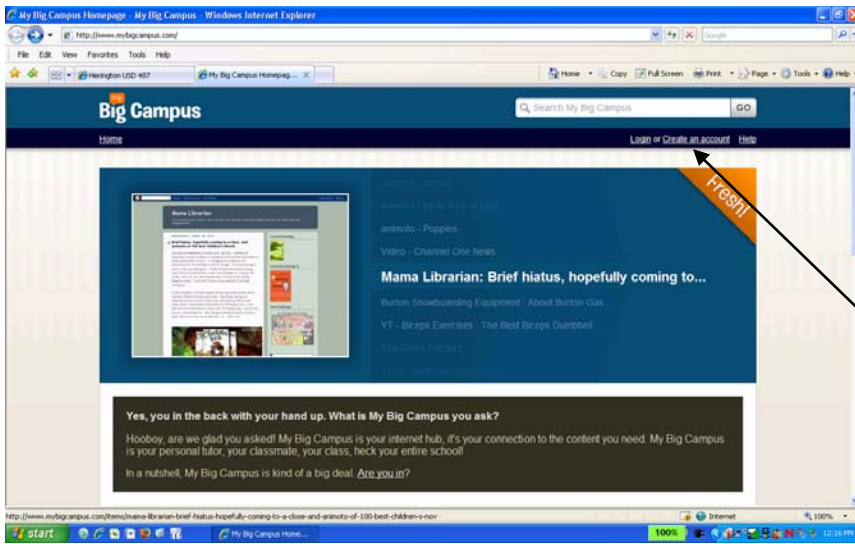
MyBigCampus

Welcome to My Big Campus! Not a member yet? Follow the simple directions to join!

1. Browse to www.mybigcampus.com
2. In the upper right corner click on "Create an account"
3. Complete the information requested. **First name** and **last name** are simple.
4. **Screen name** needs to match your network login.
5. Enter your **email address**
6. Under **Your School**, start by typing "Her". At that point Herington Schools should pop up.
7. Enter your **password**. (Use your network login password). You will have to enter it twice to confirm spelling.
8. Click **Save** to complete the process.

If you have an account already set up...

1. Browse to www.mybigcampus.com
2. In the upper right corner click on "Login"
3. Enter your **User Name**.
4. Enter your **Password**.
5. Select your school by typing "Her" and pointing to Herington Schools.



Welcome to MyBigCampus!

So you have logged in... what next?

Make yourself a member of the Administrative Group.

1. Once logged in, select "Your School" and then "Groups"
2. Select the group or groups you want to join by double clicking.
3. Click on the "Join This Group" to request to join the group. An email will be sent to the groups owner/manager to approve your membership. Once approved, you will be able to choose that group from
4. If you enter the Administrative Group, on the wall is a video posted that will explain the basics of MyBigCampus.

